

RECORDER KARATE

Song Packet

Student's Name

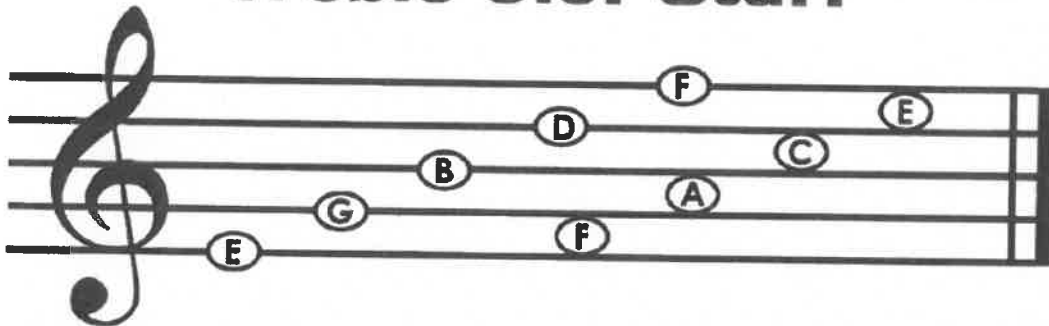


Welcome to Recorder Karate!

A few reminders...

- Sit with good posture
- Left hand on top
- Breathe warm, quiet air
- Whisper "tuh"
- Cover the holes

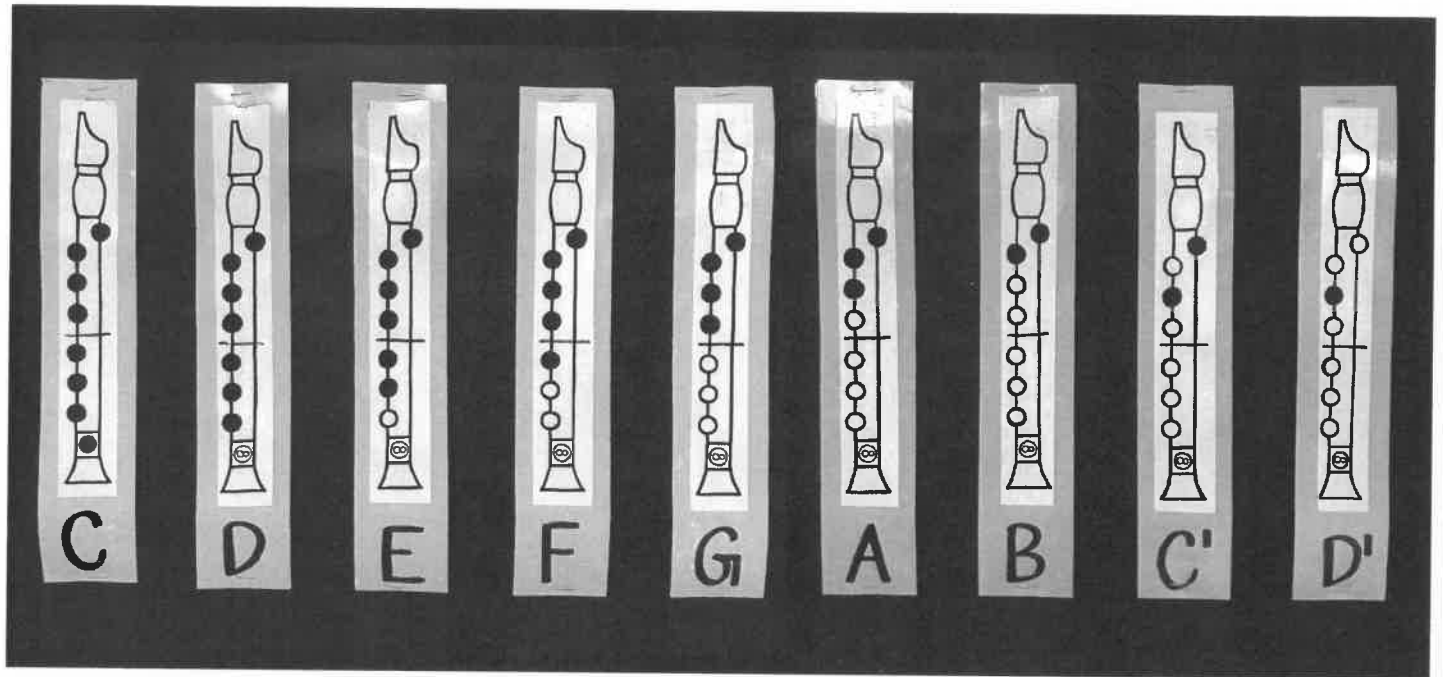
Treble Clef Staff



Note Values and Rests

whole note		whole rest		4 beats
dotted half note		dotted half rest		3 beats
half note		half rest		2 beats
quarter note		quarter rest		1 beat
eighth note		eighth rest		1/2 beat
sixteenth note		sixteenth rest		1/4 beat

Fingering Chart




Steps for Learning A New Song:

1. Say the rhythm ("ta", "ti-ti", "ta-a")
2. Say the note names (B, A, G) and the rhythm together
3. Say the note names, rhythm, and move fingers ("Sing-er")
4. Play

Old Tom White

Folk Rhyme
Arr. Kriske






Draw in the missing rest.

What
Fingering
is this?




It's in the B·A·G!

DeLelles/Kriske





Circle all of the B's in this tune.



French Song

French Folk



Europe

France



What fingering is this?

1

Draw a repeat sign at the end of this tune.



Pitches: GAB

Merrily We Roll Along

Green Belt


Traditional

Mer - ri - ly we roll a - long, roll a - long, roll a - long.


Mer - ri - ly we roll a - long, o'er the deep blue sea.

Rain, Rain


Traditional



Rain, rain go a - way.



Come a - gain some oth - er day.



What
fingering
is this?

—

Play this tune for someone in your family,
and ask them to name it.




Little Train

Grace Nash




Lit-tle train mov-in', mov-in', mov-in'.



Lit-tle train mov - in' down the track.


2. Little train faster, faster, faster.
Little train faster down the track.
3. Little train flyin', flyin', flyin'.
Little train flyin', down the track.

What fingering is this?



How many eighth notes are in this tune?

(The answer is hidden on the train.)



Old MacDonald

Traditional

SR

Old Mac-Don - ald had a farm, E - I - E - I - O. And

on that farm he had some chicks. E - I - E - I - O. With a

chick chick here and a chick chick there. Here a chick, there a chick, eve-ry where a chick chick.

Old Mac-Don - ald had a farm. E - I - E - I - O.

Draw a treble clef sign on the third staff.

What fingering is this?

—



Pitches: DEFGAB

Twinkle, Twinkle Little Star

Brown Belt

Traditional

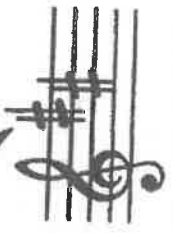
Twin - kle, twin - kle lit - tle star, how I won - der what you are.

Up a - bove the world so high, like a dia - mond in the sky!

Twin - kle, twin - kle lit - tle star, how I won - der what you are.

New things to learn for the Red Belt song:

key signature



These sharps (#), when placed at the beginning of a line, are for all C's and F's in the song. This is called a key signature. However, since there are no C's in this song, you only have to remember to play every F in this song as F#.

new note:

F#

When The Saints Go Marching In

Black Belt

Traditional

Oh, when the saints go march - ing in, oh, when the saints go march - ing in. Oh, I want to be in that num - ber, when the saints go march - ing in.

New things to learn for the Blue Belt song:

A tie is a curved line which connects notes of the same pitch. Only the first note is played and then it is held for the total value of the connected notes.

1 2 3 - 1 2 1 2 3 4 - 1

new rhythm: whole note = 4 beats

C'

new notes:

D'

Congratulations

on your completion of

RECORDER KARATE!

Student Signature

Teacher Signature

Date of Completion

